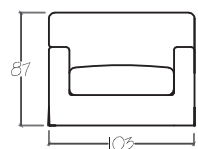




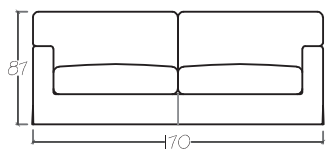
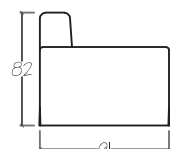
**MEDIDAS DISPONIBLES**

**CARACTERISTICAS TECNICAS**

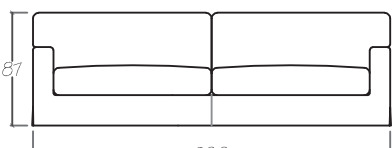
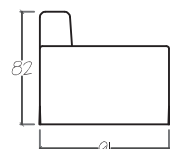
**ACABADOS DISPONIBLES**



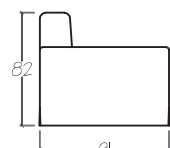
UNA PLAZA



DOS PLAZAS



TRES PLAZAS



▶ **ARMAZÓN**

Estructura de pino macizo y aglomerado

▶ **PIES**

Madera

▶ **ALMOHADONES ASIENTOS**

Espuma de poliuretano de 25Kg. Suave

▶ **ALMOHADONES RESPALDO**

Espuma de poliuretano de 25Kg. Suave

▶ **CINCHADO**

Cincha elástica

**TEXTILES**



**PIEL SINTETICA**

