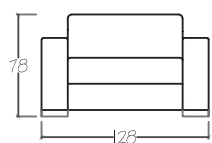




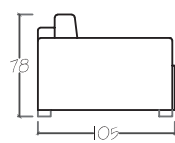
MEDIDAS DISPONIBLES

CARACTERISTICAS TECNICAS

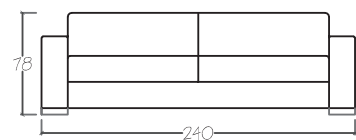
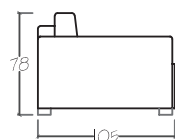
ACABADOS DISPONIBLES



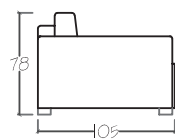
UNA PLAZA



DOS PLAZAS



TRES PLAZAS



▶ ARMAZON

Estructura de pino macizo y aglomerado

▶ PIES

Madera

▶ ALMOHADONES ASIENTOS

Espuma de poliuretano de 30Kg suave

▶ ALMOHADONES RESPALDO

Espuma de poliuretano, 20 Kg supersuave

▶ CINCHADO

Cincha elástica

TEXTILES



PIEL SINTETICA

